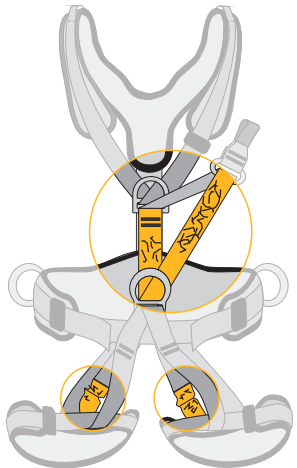
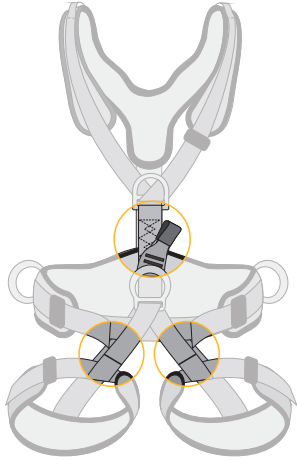
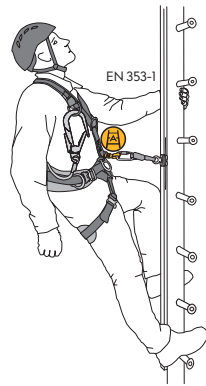


1 LADDER CONNECTION POINT

Check before each use.

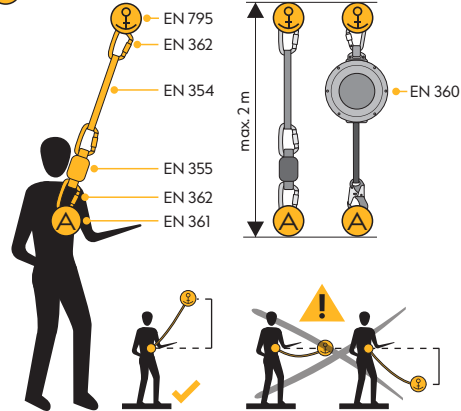


2 LADDER CONNECTION POINT EN 361




3 FALL ARREST SYSTEM

A = EN 361



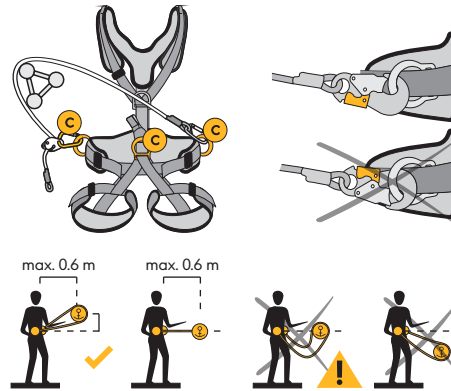
4 SIT HARNESS

B = EN 813

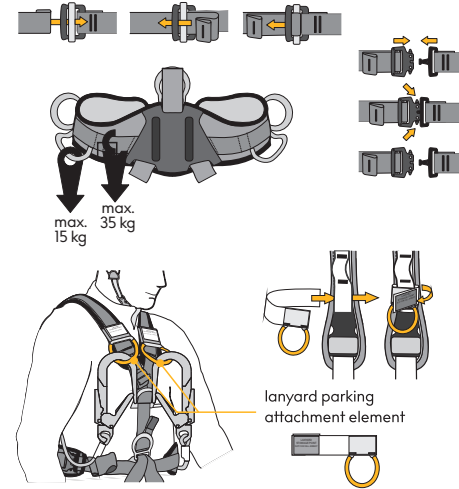


5 WORK POSITIONING SYSTEM

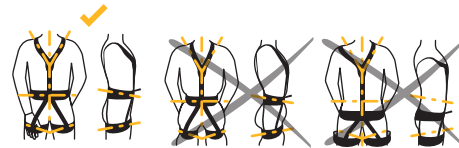
C = EN 358



6



7 MRL = 150 kg including tools



	S	M/L	XL
A [cm/in]	65-80 / 25-31	75-100 / 29-39	85-130 / 33-51
B [cm/in]	45-60 / 18-24	50-75 / 20-29	50-75 / 20-29
C [cm/ft]	150-170 / 4.92-5.57	160-180 / 5.25-5.9	175-205 / 5.74-6.73

WIND MASTER
m [g] M/L = 2.400

Made of: polyamide, polyester, CrMo steel, aluminium alloy, POM.
Vyrobeno z: polyamid, polyester, CrMo ocel, slitina hliniku, POM.